

#KnightsGetHired

Class of 2017 outcomes, six months after commencement

Based on 81% survey response rate from Aug. 16, Dec. 16 and May 17 graduates

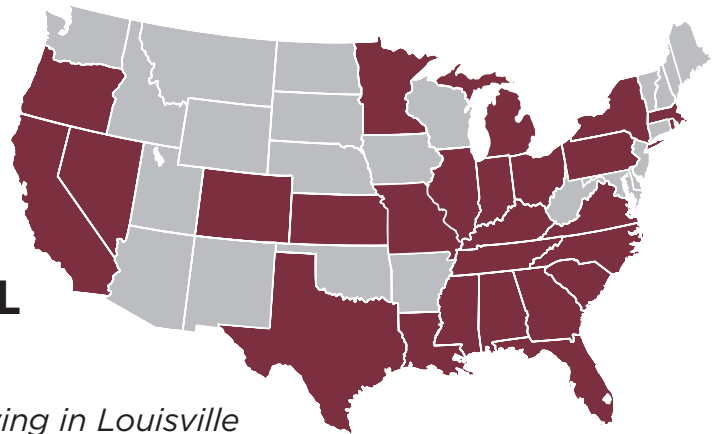
99%

OF ALL GRADUATES REPORT CONTINUING EDUCATION OR WORKING (INCLUDING MILITARY OR VOLUNTEER SERVICE) WITHIN 6 MONTHS OF GRADUATION

\$68K

AVERAGE EARNINGS OF GRADUATE DEGREE GRADS

GRADS ARE WORKING & STUDYING IN 26 U.S. STATES + 2 INTERNATIONAL DESTINATIONS

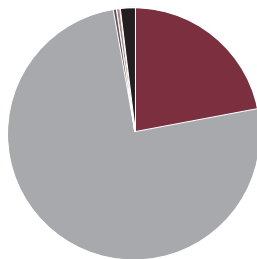


73% of grads are staying in Louisville

\$43K

AVERAGE EARNINGS OF BACHELOR'S DEGREE GRADS

BACHELOR'S DEGREE OUTCOMES

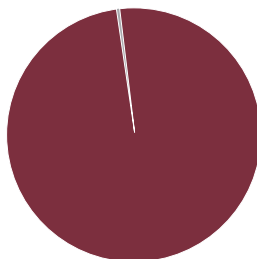


CONTINUING EDU. 22%
WORKING 75%
MILITARY 0.4%
VOLUNTEERING 0.4%
STILL LOOKING 2%

909

DEGREES AWARDED

GRADUATE DEGREE OUTCOMES




WORKING 99.6%
VOLUNTEERING 0.4%

70% of BA graduates completed at least one internship for credit

80% of BA graduates earned a 3.0+ GPA

91% of BA graduates are in their career field of interest



BELLARMINE UNIVERSITY
IN VERITATIS AMORE

OUR STUDENTS

<p>19%</p> <p>OF BA GRADUATES ARE STUDENT-ATHLETES</p>	<p>12%</p> <p>OF BA GRADUATES ARE STUDENTS OF COLOR</p>	<p>19%</p> <p>OF BA GRADUATES ARE FIRST GENERATION STUDENTS...THE FIRST IN THEIR FAMILY TO EARN A COLLEGE DEGREE</p>
<p>68%</p> <p>OF BA GRADUATES ARE FEMALE</p>	<p>32%</p> <p>OF BA GRADUATES ARE MALE</p>	

BY SCHOOL, BACHELOR'S DEGREE OUTCOMES

	WORKING	CONTINUING EDUCATION	MILITARY	STILL LOOKING	VOLUNTEERING
Annsley Frazier Thornton School of Education	97%	3%	-	-	-
Bellarmino College of Arts & Sciences	58%	36%	1%	4%	1%
College of Health Professions	82%	17%	1%	1%	-
School of Communication	84%	16%	-	-	-
School of Environmental Studies	75%	12.5%	-	-	12.5%
W. Fielding Rubel School of Business	82%	17%	-	1%	-