

Enrollment by Major and Class

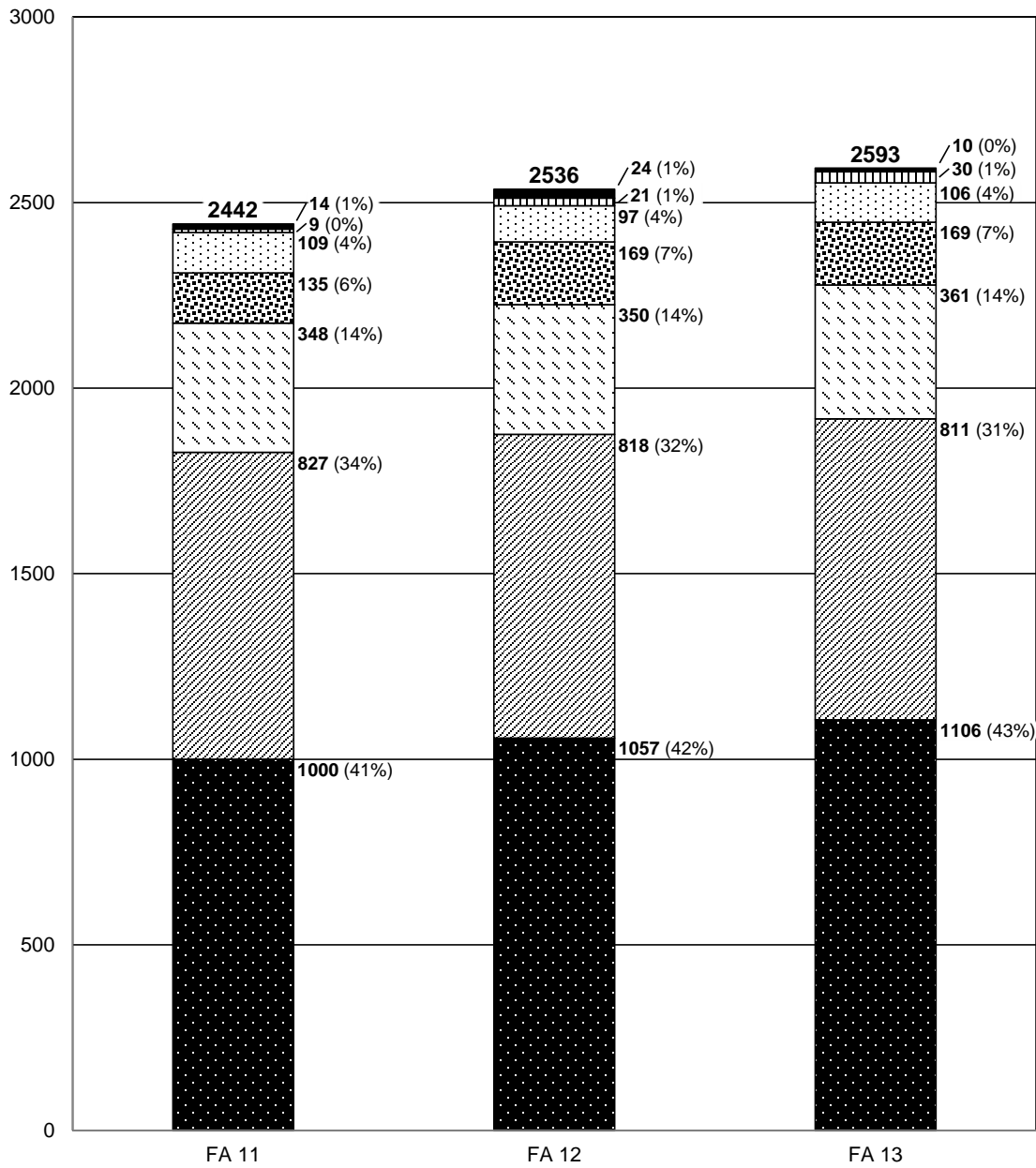
Fall 2013










Bellarmino University

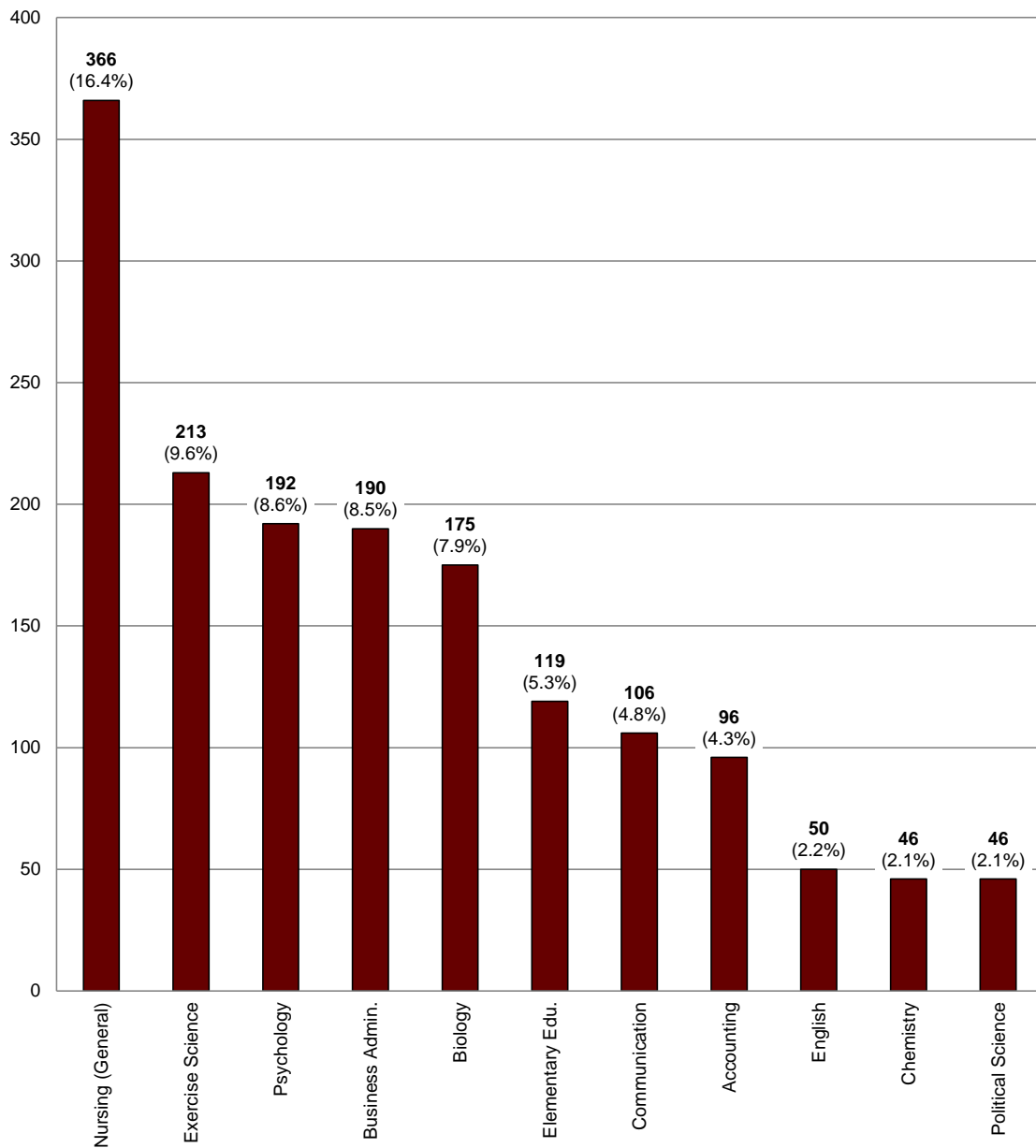
Office of Institutional Research and Effectiveness

Fall 2013 | Undergraduate Enrollment by School/College



-  Bellarmino College
-  Lansing School of Nursing and Health Sciences
-  Rubel School of Business
-  Thornton School of Education
-  School of Communication
-  School of Environmental Studies
-  School of Continuing and Professional Studies

Fall 2013 | Ten Most Popular Undergraduate Majors



Notes:

1. Percents are calculated by dividing the number of students in each major by the total number of undergraduate students, excluding non-degree, undecided, postbac., and cert.
2. Nursing enrollment counts include Pre-Nursing students but do not include Nursing Accelerated students.
3. All counts are based on primary majors only.

Number of Primary Majors | Undergraduate Students

	Fr.	So.	Jr.	Sr.	Pb.	Cert.	N.D.	FA 13 Total	FA 12 Total	FA 11 Total
BELLARMINE COLLEGE										
Art	12	10	3	8	1	-	-	34	27	37
Arts Administration	2	-	2	3	-	-	-	7	7	11
Biochem. and Molecular Biology	20	8	5	9	-	-	-	42	36	35
Biology	74	41	31	29	2	-	-	177	179	151
Chemistry	22	11	5	8	-	-	-	46	35	40
Computer Engineering	12	1	3	3	-	-	-	19	12	14
Computer Info. Systems	-	-	-	2	-	-	-	2	1	3
Computer Science	11	1	5	6	-	-	-	23	13	11
Criminal Justice	8	10	6	11	-	-	-	35	38	38
English	10	10	15	15	-	-	-	50	55	67
Foreign Language/Int. Studies	12	6	3	4	-	-	-	25	27	33
History	10	4	5	8	-	-	-	27	38	50
Liberal Studies	1	2	9	20	-	-	-	32	33	19
Math/Actuarial Science	6	5	3	4	-	-	-	18	20	18
Mathematics	4	4	1	8	-	-	-	17	18	16
Music	5	3	7	7	-	-	-	22	34	29
Music Technology	6	13	7	9	-	-	-	35	34	34
Philosophy	-	1	1	1	-	-	-	3	4	9
Physics	7	1	4	2	-	-	-	14	10	10
Political Science	15	10	13	8	-	-	-	46	35	39
Psychology	52	44	52	44	-	-	-	192	182	166
Sociology	4	3	4	4	-	-	-	15	11	14
Spanish	2	-	2	-	-	-	-	4	4	5
Theatre	5	3	-	2	-	-	-	10	8	8
Theology	2	2	1	3	-	-	-	8	6	7
Undecided	104	16	2	-	-	-	-	122	110	98
Non-Degree	-	-	-	-	15	-	66	81	80	38
Exchange	-	-	-	-	-	-	25	25	32	22
Metroversity	-	-	-	-	-	-	9	9	4	2
High School	-	-	-	-	-	-	30	30	35	-
Postbaccalaureate	-	-	-	-	15	-	-	15	9	13
Other	-	-	-	-	-	-	2	2	-	1
Total	406	209	189	218	18	-	66	1106	1057	1000

SCHOOL OF COMMUNICATION

Communication	30	24	23	29	-	-	-	106	97	109
Total	30	24	23	29	-	-	-	106	97	109

RUBEL SCHOOL OF BUSINESS

Accounting	32	14	19	31	-	-	-	96	83	103
Certificate	-	-	-	-	-	12	-	12	15	11
Business Administration	55	52	39	44	-	-	-	190	193	186
Economics	6	4	9	7	-	-	-	26	21	23
Finance	15	12	3	7	-	-	-	37	37	25
Non-Degree	-	-	-	-	-	-	-	-	1	-
Total	108	82	70	89	-	12	-	361	350	348

Number of Primary Majors | Undergraduate Students

	Fr.	So.	Jr.	Sr.	Pb.	Cert.	N.D.	FA 13 Total	FA 12 Total	FA 11 Total
THORNTON SCHOOL OF EDUCATION										
Elementary	31	33	23	32	-	-	-	119	116	89
Middle Grades	4	5	4	6	-	-	-	19	25	29
Secondary Education	11	10	6	3	-	-	-	30	21	11
Non-Degree	-	-	-	-	1	-	-	1	7	6
Total	46	48	33	41	1	-	-	169	169	135
LANSING SCHOOL OF NURSING AND HEALTH SCIENCES										
BSN	-	71	90	122	127	-	-	410	411	393
<i>Accelerated</i>	-	-	-	-	125	-	-	125	121	110
<i>General</i>	-	71	85	98	-	-	-	254	255	246
<i>RN to BSN (Bellarmine)</i>	-	-	3	5	-	-	-	8	4	2
<i>RN to BSN (Hospital)</i>	-	-	2	19	2	-	-	23	31	35
Pre-Nursing (General)	96	11	4	1	-	-	-	112	97	134
Exercise Science	76	52	41	44	-	-	-	213	212	199
Medical Laboratory Science	-	-	0	7	9	1	-	17	22	14
<i>Accelerated (MDLA)</i>	-	-	-	-	9	-	-	9	9	5
<i>General (MDLS)</i>	-	-	-	7	-	-	-	7	12	7
<i>Certificate (CMDL)</i>	-	-	-	-	-	1	-	1	1	2
Pre-Medical Laboratory Science	3	4	-	1	-	-	-	8	12	23
Physical Therapy (Early-entry DPT)	-	-	-	7	-	-	-	7	16	22
Respiratory Therapy	-	1	9	24	5	-	-	39	33	24
<i>Accelerated</i>	-	-	-	-	5	-	-	5	-	2
<i>General</i>	-	1	9	24	-	-	-	34	33	22
Pre-Respiratory Therapy	1	1	-	-	-	-	-	2	7	11
Non-Degree	-	-	-	-	3	-	-	3	8	7
<i>Pre-Accelerated</i>	-	-	-	-	1	-	-	1	3	6
<i>Pre-Physical Therapy</i>	-	-	-	-	1	-	-	1	3	1
<i>Other</i>	-	-	-	-	1	-	-	1	2	-
Total	176	140	144	206	144	1	-	811	818	827
SCHOOL OF CONTINUING AND PROFESSIONAL STUDIES										
Applied Information Tech	-	-	-	8	-	-	-	8	14	14
Design, Arts, Technology	2	-	-	-	-	-	-	2	10	-
Total	2	-	-	8	-	-	-	10	24	14
SCHOOL OF ENVIRONMENTAL STUDIES										
Environmental Science	3	7	7	3	1	-	-	21	18	7
Environmental Studies	2	5	1	1	-	-	-	9	3	2
Total	5	12	8	4	1	-	-	30	21	9
Grand Total	773	515	467	595	164	13	66	2593	2536	2442

For a description of the student classifications and methodology used to generate this report, please refer to the Appendix.

Number of Secondary Majors | Undergraduate Students

	Fr.	So.	Jr.	Sr.	FA 13 Total	FA 12 Total	FA 11 Total
BELLARMINE COLLEGE							
Art	-	1	1	3	5	9	9
Arts Administration	1	1	-	-	2	-	-
Biochem. and Molecular Biology	-	-	-	-	0	-	1
Biology	1	2	3	-	6	3	6
Chemistry	-	1	-	-	1	-	1
Computer Engineering	-	1	-	-	1	2	-
Computer Science	1	-	-	-	1	-	-
Criminal Justice	1	2	5	6	14	11	12
English	4	2	4	1	11	12	15
Foreign Language/Int. Studies	-	1	2	2	5	7	8
History	3	5	2	5	15	18	9
Liberal Studies	-	-	-	1	1	-	-
Mathematics	3	2	4	1	10	9	6
Music	6	3	2	3	14	8	14
Music Technology	-	-	1	1	2	7	4
Philosophy	-	1	-	-	1	3	6
Physics	1	-	-	-	1	-	-
Political Science	-	2	3	8	13	17	23
Psychology	-	7	3	7	17	25	31
Sociology	2	5	3	2	12	14	6
Spanish	2	2	-	1	5	4	1
Theatre	-	2	1	-	3	1	2
Theology	-	-	-	1	1	3	3
Total	25	40	34	42	141	153	157
SCHOOL OF COMMUNICATION							
Communication	3	2	6	3	14	21	15
Total	3	2	6	3	14	21	15
RUBEL SCHOOL OF BUSINESS							
Accounting	2	4	1	2	9	4	4
Business Administration	3	2	5	4	14	20	17
Economics	-	7	10	9	26	22	20
Finance	2	4	9	6	21	22	18
Total	7	17	25	21	70	68	59
THORNTON SCHOOL OF EDUCATION							
Learning and Behavior Disorders	34	38	27	38	137	141	118
Secondary Education	-	-	-	-	-	2	-
Total	34	38	27	38	137	143	118

Number of Secondary Majors | Undergraduate Students

	Fr.	So.	Jr.	Sr.	FA 13 Total	FA 12 Total	FA 11 Total
SCHOOL OF CONTINUING AND PROFESSIONAL STUDIES							
Applied Information Tech	-	-	-	-	-	2	1
Design, Arts, Technology	14	13	8	4	39	5	5
Total	14	13	8	4	39	7	6
SCHOOL OF ENVIRONMENTAL STUDIES							
Environmental Science	-	1	-	-	1	-	-
Environmental Studies	-	-	1	-	1	2	2
Total	-	1	1	-	2	2	2
Grand Total	83	111	101	108	403	394	357

For a description of the student classifications and methodology used to generate this report, please refer to the Appendix.

Graduate Students

	Master	Specialist	Doctoral	N.D.	FA 13 Total	FA 12 Total	FA 11 Total
BELLARMINE COLLEGE							
Spirituality	9	-	-	-	9	11	8
Non-Degree	1	-	-	-	1	7	-
<i>Spirituality</i>	1	-	-	-	-	6	-
<i>Other</i>	-	-	-	-	-	1	-
Total	10	-	-	-	10	18	8

SCHOOL OF COMMUNICATION							
Communication	34	-	-	-	34	41	42
Total	34	-	-	-	34	41	42

RUBEL SCHOOL OF BUSINESS							
MBA	159	-	-	-	159	178	194
<i>Executive</i>	21	-	-	-	21	24	25
<i>Weekend (WMBA)</i>	57	-	-	-	57	66	67
<i>Weeknight (MBA)</i>	81	-	-	-	81	88	102
MST	11	-	-	-	11	9	-
Total	170	-	-	-	170	187	194

THORNTON SCHOOL OF EDUCATION							
Education and Social Change	-	-	60	-	60	36	28
Principalship	-	16	-	-	16	19	17
MAED	55	-	-	-	55	50	53
<i>Elementary Education</i>	-	-	-	-	-	2	1
<i>Learning & Behavior Disorders</i>	3	-	-	-	3	4	5
<i>Literacy Specialist</i>	21	-	-	-	21	22	24
<i>Teacher Leadership</i>	31	-	-	-	31	22	23
MAT	120	-	-	-	120	150	173
<i>Elementary Education</i>	58	-	-	-	58	70	82
<i>Middle Grades Education</i>	31	-	-	-	31	43	48
<i>Secondary Education</i>	31	-	-	-	31	37	43
Non-Degree	-	-	-	72	72	88	8
<i>Level II Principal Certification</i>	-	-	-	-	-	-	-
<i>Rank I</i>	-	-	-	18	18	11	7
<i>Thornton Teacher Academy</i>	-	-	-	31	31	59	-
<i>Other</i>	-	-	-	23	23	18	1
Total	175	16	60	72	323	343	279

Graduate Students

	Master	Specialist	Doctoral	N.D.	FA 13 Total	FA 12 Total	FA 11 Total
LANSING SCHOOL OF NURSING AND HEALTH SCIENCES							
Nurse Practice	-	-	21	-	21	23	33
MSN	93	-	-	-	93	102	81
<i>NRMR (RN to MSN)</i>	-	-	-	-	-	-	1
<i>NADM (Hospital-NURL)</i>	4	-	-	-	4	5	-
<i>NEDU (Hospital-NURL)</i>	3	-	-	-	3	7	-
<i>NADM (Bellarmine-NURM)</i>	14	-	-	-	14	22	19
<i>NEDU (Bellarmine-NURM)</i>	25	-	-	-	25	20	19
<i>NFNP (Bellarmine-NURM)</i>	47	-	-	-	47	48	42
Physical Therapy	-	-	161	-	161	133	119
Health Science	7	-	-	-	7	4	1
Non-Degree	-	-	-	4	4	8	10
Total	100	-	182	4	286	270	244
SCHOOL OF CONTINUING AND PROFESSIONAL STUDIES							
Applied Information Tech	3	-	-	-	3	13	25
Total	3	-	-	-	3	13	25
Grand Total	492	16	242	76	826	872	792

For a description of the student classifications and methodology used to generate this report, please refer to the Appendix.

Appendix

Undergraduate Notes

1. All counts shown in the table above represent official census, unduplicated headcounts using the IPEDS standard.
2. Transfers and readmitted students are included in class counts on the basis of earned credit hours.
3. High School students who were enrolled in the ACES Program are not included in this report.
4. *Fr*: Freshmen students (including first-time students) are those with less than 30 cumulative earned hours.
5. *So*: Sophomore students are those with more than 30 cumulative earned hours but less than 60.
6. *Jr*: Junior students are those with more than 60 cumulative earned hours but less than 90.
7. *Sr*: Senior students are those with more than 90 cumulative earned hours.
8. *Pb*: Postbaccalaureate
9. *Cert*: Certificate
10. *N.D.*: Non-Degree
11. Undecided and non-degree students are counted in Bellarmine College (Arts & Sciences) unless they have an affiliation with a specific BU School (e.g., non-degree Lansing students are designated UNDL and counted towards the Lansing School numbers).
12. Before FA 11, secondary education was offered as a minor only. Counts for secondary education minors:
 - FA 13*: 4
 - FA 12*: 16
 - FA 11*: 38
13. Medical Lab. Science Certificate (CMDL) is only offered to visiting students from IU Southeast.
14. The Applied Information Technology bachelor's program is no longer accepting new students.

Graduate Notes

15. MST (Taxation) was added as a new program for the 2012-2013 academic year.
16. Prior to SP 14, MLIT (Literacy) was coded as MRDG (Reading and Writing).