


**Summary Institution-Level Pass Rate Data: *Traditional Teacher Preparation Program Within IHE***


		<p align="center"><b>HEOA - Title II 2018 - 2019 Academic Year</b></p>				
<b>Institution Name</b>		BELLARMINE UNIVERSITY				
<b>Institution Code</b>		1056				
<b>State</b>		Kentucky				
<i>February 3, 2020</i>						
				<b>Statewide</b>		
<i>Group</i>	<i>Number Taking Assessment<sup>1</sup></i>	<i>Number Passing Assessment<sup>2</sup></i>	<i>Institutional Pass Rate</i>	<i>Number Taking Assessment<sup>1</sup></i>	<i>Number Passing Assessment<sup>2</sup></i>	<i>Statewide Pass Rate</i>
All program completers, 2018-19	51	50	98%	1525	1429	94%
All program completers, 2017-18	50	50	100%	1711	1635	96%
All program completers, 2016-17	51	51	100%	1655	1601	97%

Note: In cases where there are less than ten students taking the assessment or license/certificate, the number passing and pass rate are not reported.


<sup>1</sup> Number of completers taking one or more assessments within their area of specialization.

<sup>2</sup> Summary level "Number Taking Assessment" may differ from assessment level "Number Taking Assessment" because each student is counted once at the summary level but may be counted in multiple assessments at the assessment level.


Single Assessment Institution-Level Pass Rate Data: *Traditional Teacher Preparation Program Within IHE*

		<b>HEOA - Title II 2018 - 2019 Academic Year</b>										
Institution Name		BELLARMINE UNIVERSITY										
Institution Code		1056										
State		Kentucky										
							February 3, 2020					
Assessment Information <sup>1</sup>		Group	Number Taking Assessment	Number Passing Assessment	Institutional Pass Rate	Institutional Average Scaled Score	Assessment Cut Score <sup>2</sup>	Statewide			Statewide Average Scaled Score	
								Number Taking Assessment	Number Passing Assessment	Statewide Pass Rate		
<b>AGRICULTURE (5701)</b>  Test Company: ETS Score Range: 100-200		All enrolled students who have completed all nonclinical courses, 2018-19						7				
		Other enrolled students, 2018-19						4				
		All program completers, 2018-19							34	34	100%	167
		All program completers, 2017-18							27	27	100%	167
		All program completers, 2016-17							16	16	100%	166
<b>ART CONTENT AND ANALYSIS (5135)</b>  Test Company: ETS Score Range: 100-200		All enrolled students who have completed all nonclinical courses, 2018-19						3				
		Other enrolled students, 2018-19						6				
		All program completers, 2018-19	1					161	29	24	83%	170
		All program completers, 2017-18							18	18	100%	170
		All program completers, 2016-17							25	23	92%	169
<b>BIOLOGY CONTENT KNOWLEDGE (0235)</b>  Test Company: ETS Score Range: 100-200		All enrolled students who have completed all nonclinical courses, 2018-19	1				146	5				
		Other enrolled students, 2018-19						12	12	100%	164	
		All program completers, 2018-19	3					146	21	21	100%	168
		All program completers, 2017-18							16	16	100%	167
		All program completers, 2016-17	1					146	22	22	100%	166
<b>BUSINESS ED CONTENT KNOWLEDGE (5101)</b>  Test Company: ETS Score Range: 100-200		All enrolled students who have completed all nonclinical courses, 2018-19						1				
		Other enrolled students, 2018-19						7				
		All program completers, 2018-19							6			
		All program completers, 2017-18							6			
		All program completers, 2016-17							9			


**Single Assessment Institution-Level Pass Rate Data: Traditional Teacher Preparation Program Within IHE**

		<b>HEOA - Title II 2018 - 2019 Academic Year</b>									
<b>Institution Name</b>	BELLARMINE UNIVERSITY										
<b>Institution Code</b>	1056										
<b>State</b>	Kentucky										
							<i>February 3, 2020</i>				
Assessment Information <sup>1</sup>	Group	Number Taking Assessment	Number Passing Assessment	Institutional Pass Rate	Institutional Average Scaled Score	Assessment Cut Score <sup>2</sup>	Statewide				
							Number Taking Assessment	Number Passing Assessment	Statewide Pass Rate	Statewide Average Scaled Score	
<b>CHEMISTRY CONTENT KNOWLEDGE (0245)</b>  Test Company: ETS Score Range: 100-200	All enrolled students who have completed all nonclinical courses, 2018-19						1				
	Other enrolled students, 2018-19						5				
	All program completers, 2018-19						4				
	All program completers, 2017-18						7				
	All program completers, 2016-17						15	15	100%	166	
<b>CHINESE (MANDARIN) WORLD LANGUAGE (5665)</b>  Test Company: ETS Score Range: 100-200	All enrolled students who have completed all nonclinical courses, 2018-19										
	Other enrolled students, 2018-19										
	All program completers, 2018-19										
	All program completers, 2017-18										
	All program completers, 2016-17						1				
<b>EARTH AND SPACE SCIENCES - CK (5571)</b>  Test Company: ETS Score Range: 100-200	All enrolled students who have completed all nonclinical courses, 2018-19										
	Other enrolled students, 2018-19						2				
	All program completers, 2018-19						1				
	All program completers, 2017-18						3				
	All program completers, 2016-17						1				
<b>ED OF DEAF AND HARD OF HEARING (5272)</b>  Test Company: ETS Score Range: 100-200	All enrolled students who have completed all nonclinical courses, 2018-19						2				
	Other enrolled students, 2018-19										
	All program completers, 2018-19						3				
	All program completers, 2017-18						4				
	All program completers, 2016-17						10	10	100%	171	


**Single Assessment Institution-Level Pass Rate Data: Traditional Teacher Preparation Program Within IHE**

		<b>HEOA - Title II 2018 - 2019 Academic Year</b>										
Institution Name		BELLARMINE UNIVERSITY										
Institution Code		1056										
State		Kentucky										
							February 3, 2020					
Assessment Information <sup>1</sup>		Group	Number Taking Assessment	Number Passing Assessment	Institutional Pass Rate	Institutional Average Scaled Score	Assessment Cut Score <sup>2</sup>	Statewide			Statewide Average Scaled Score	
								Number Taking Assessment	Number Passing Assessment	Statewide Pass Rate		
<b>ELEM ED MULTI SUBJ MATHEMATICS (DISC) (5033)</b>  Test Company: ETS Score Range: 100-200		All enrolled students who have completed all nonclinical courses, 2018-19						3				
		Other enrolled students, 2018-19										
		All program completers, 2018-19	1				164	1				
		All program completers, 2017-18	2				164	4				
		All program completers, 2016-17	7				164	25	22	88%	172	
<b>ELEM ED MULTI SUBJ MATHEMATICS (5003)</b>  Test Company: ETS Score Range: 100-200		All enrolled students who have completed all nonclinical courses, 2018-19	2				157	251	233	93%	177	
		Other enrolled students, 2018-19	19	19	100%	181	157	201	185	92%	175	
		All program completers, 2018-19	29	29	100%	178	157	800	787	98%	178	
		All program completers, 2017-18	21	21	100%	178	157	822	815	99%	178	
		All program completers, 2016-17	30	30	100%	177	157	749	746	100%	178	
<b>ELEM ED MULTI SUBJ READING LANG ARTS (DISC) (5032)</b>  Test Company: ETS Score Range: 100-200		All enrolled students who have completed all nonclinical courses, 2018-19						2				
		Other enrolled students, 2018-19										
		All program completers, 2018-19	1				165	1				
		All program completers, 2017-18	2				165	4				
		All program completers, 2016-17	7				165	25	24	96%	178	
<b>ELEM ED MULTI SUBJ READING LANG ARTS (5002)</b>  Test Company: ETS Score Range: 100-200		All enrolled students who have completed all nonclinical courses, 2018-19	1				157	255	231	91%	169	
		Other enrolled students, 2018-19	19	19	100%	172	157	222	197	89%	168	
		All program completers, 2018-19	29	29	100%	172	157	800	782	98%	171	
		All program completers, 2017-18	21	21	100%	177	157	817	806	99%	171	
		All program completers, 2016-17	29	29	100%	170	157	743	735	99%	172	


**Single Assessment Institution-Level Pass Rate Data: Traditional Teacher Preparation Program Within IHE**

		<b>HEOA - Title II 2018 - 2019 Academic Year</b>								
<b>Institution Name</b>	BELLARMINE UNIVERSITY									
<b>Institution Code</b>	1056									
<b>State</b>	Kentucky									
							<i>February 3, 2020</i>			
Assessment Information <sup>1</sup>	Group	Number Taking Assessment	Number Passing Assessment	Institutional Pass Rate	Institutional Average Scaled Score	Assessment Cut Score <sup>2</sup>	Statewide			
							Number Taking Assessment	Number Passing Assessment	Statewide Pass Rate	Statewide Average Scaled Score
<b>ELEM ED MULTI SUBJ SCIENCES (DISC) (5035)</b>  Test Company: ETS Score Range: 100-200	All enrolled students who have completed all nonclinical courses, 2018-19						1			
	Other enrolled students, 2018-19									
	All program completers, 2018-19	1				159	1			
	All program completers, 2017-18	2				159	4			
	All program completers, 2016-17	7				159	25	23	92%	171
<b>ELEM ED MULTI SUBJ SCIENCES (5005)</b>  Test Company: ETS Score Range: 100-200	All enrolled students who have completed all nonclinical courses, 2018-19	2				159	251	203	81%	169
	Other enrolled students, 2018-19	19	17	89%	169	159	195	157	81%	167
	All program completers, 2018-19	29	29	100%	172	159	797	751	94%	170
	All program completers, 2017-18	21	21	100%	174	159	824	790	96%	170
	All program completers, 2016-17	31	31	100%	170	159	752	738	98%	171
<b>ELEM ED MULTI SUBJ SOCIAL STUDIES (DISC) (5034)</b>  Test Company: ETS Score Range: 100-200	All enrolled students who have completed all nonclinical courses, 2018-19						2			
	Other enrolled students, 2018-19									
	All program completers, 2018-19	1				155	1			
	All program completers, 2017-18	2				155	4			
	All program completers, 2016-17	6				155	24	23	96%	168
<b>ELEM ED MULTI SUBJ SOCIAL STUDIES (5004)</b>  Test Company: ETS Score Range: 100-200	All enrolled students who have completed all nonclinical courses, 2018-19	2				155	249	183	73%	164
	Other enrolled students, 2018-19	19	17	89%	168	155	208	164	79%	162
	All program completers, 2018-19	29	29	100%	166	155	796	742	93%	165
	All program completers, 2017-18	21	21	100%	171	155	821	780	95%	166
	All program completers, 2016-17	31	31	100%	164	155	751	725	97%	166

Single Assessment Institution-Level Pass Rate Data: *Traditional Teacher Preparation Program Within IHE*

		<b>HEOA - Title II 2018 - 2019 Academic Year</b>									
Institution Name		BELLARMINE UNIVERSITY									
Institution Code		1056									
State		Kentucky									
							February 3, 2020				
Assessment Information <sup>1</sup>		Group	Number Taking Assessment	Number Passing Assessment	Institutional Pass Rate	Institutional Average Scaled Score	Assessment Cut Score <sup>2</sup>	Statewide			Statewide Average Scaled Score
								Number Taking Assessment	Number Passing Assessment	Statewide Pass Rate	
<b>ENGLISH LANGUAGE ARTS: CONTENT AND ANALYSIS (5039)</b>  Test Company: ETS Score Range: 100-200		All enrolled students who have completed all nonclinical courses, 2018-19						19	18	95%	182
		Other enrolled students, 2018-19	2				168	30	26	87%	175
		All program completers, 2018-19	8				168	66	64	97%	176
		All program completers, 2017-18	12	12	100%	180	168	95	94	99%	177
		All program completers, 2016-17	3				168	79	78	99%	178
<b>ENGLISH TO SPEAKERS OF OTHER LANGUAGES (DISC) (5361)</b>  Test Company: ETS Score Range: 100-200		All enrolled students who have completed all nonclinical courses, 2018-19									
		Other enrolled students, 2018-19									
		All program completers, 2018-19									
		All program completers, 2017-18						1			
		All program completers, 2016-17						1			
<b>ENGLISH TO SPEAKERS OF OTHER LANGUAGES (5362)</b>  Test Company: ETS Score Range: 100-200		All enrolled students who have completed all nonclinical courses, 2018-19									
		Other enrolled students, 2018-19									
		All program completers, 2018-19						5			
		All program completers, 2017-18						2			
		All program completers, 2016-17									
<b>FAMILY AND CONSUMER SCIENCES (5122)</b>  Test Company: ETS Score Range: 100-200		All enrolled students who have completed all nonclinical courses, 2018-19						2			
		Other enrolled students, 2018-19									
		All program completers, 2018-19						7			
		All program completers, 2017-18						7			
		All program completers, 2016-17						7			

**Single Assessment Institution-Level Pass Rate Data: Traditional Teacher Preparation Program Within IHE**


	<b>HEOA - Title II 2018 - 2019 Academic Year</b>
	<b>Institution Name</b>
	<b>Institution Code</b>
	<b>State</b>

BELLARMINE UNIVERSITY  
1056  
Kentucky

February 3, 2020

Assessment Information <sup>1</sup>	Group	Number Taking Assessment	Number Passing Assessment	Institutional Pass Rate	Institutional Average Scaled Score	Assessment Cut Score <sup>2</sup>	Statewide			
							Number Taking Assessment	Number Passing Assessment	Statewide Pass Rate	Statewide Average Scaled Score
<b>FRENCH WORLD LANGUAGE (5174)</b>  Test Company: ETS Score Range: 100-200	All enrolled students who have completed all nonclinical courses, 2018-19									
	Other enrolled students, 2018-19									
	All program completers, 2018-19									
	All program completers, 2017-18						1			
	All program completers, 2016-17						3			
<b>GERMAN WORLD LANGUAGE (5183)</b>  Test Company: ETS Score Range: 100-200	All enrolled students who have completed all nonclinical courses, 2018-19									
	Other enrolled students, 2018-19						1			
	All program completers, 2018-19									
	All program completers, 2017-18									
	All program completers, 2016-17						1			
<b>HEALTH AND PE (DISC) (5856)</b>  Test Company: ETS Score Range: 100-200	All enrolled students who have completed all nonclinical courses, 2018-19									
	Other enrolled students, 2018-19						1			
	All program completers, 2018-19									
	All program completers, 2017-18									
	All program completers, 2016-17						1			
<b>HEALTH AND PE (5857)</b>  Test Company: ETS Score Range: 100-200	All enrolled students who have completed all nonclinical courses, 2018-19						3			
	Other enrolled students, 2018-19						9			
	All program completers, 2018-19						34	32	94%	170
	All program completers, 2017-18						36	35	97%	169
	All program completers, 2016-17						26	25	96%	171

**Single Assessment Institution-Level Pass Rate Data: Traditional Teacher Preparation Program Within IHE**


	<b>HEOA - Title II 2018 - 2019 Academic Year</b>
	<b>Institution Name</b> BELLARMINE UNIVERSITY
	<b>Institution Code</b> 1056
	<b>State</b> Kentucky

February 3, 2020

Assessment Information <sup>1</sup>	Group	Number Taking Assessment	Number Passing Assessment	Institutional Pass Rate	Institutional Average Scaled Score	Assessment Cut Score <sup>2</sup>	Statewide			
							Number Taking Assessment	Number Passing Assessment	Statewide Pass Rate	Statewide Average Scaled Score
<b>HEALTH EDUCATION (5551)</b>  Test Company: ETS Score Range: 100-200	All enrolled students who have completed all nonclinical courses, 2018-19									
	Other enrolled students, 2018-19									
	All program completers, 2018-19									
	All program completers, 2017-18						1			
	All program completers, 2016-17						2			
<b>INTERDIS EARLY CHILD EDUCATION (5023)</b>  Test Company: ETS Score Range: 100-200	All enrolled students who have completed all nonclinical courses, 2018-19						9			
	Other enrolled students, 2018-19						11	10	91%	177
	All program completers, 2018-19						60	58	97%	179
	All program completers, 2017-18						69	68	99%	179
	All program completers, 2016-17						72	72	100%	179
<b>LATIN (5601)</b>  Test Company: ETS Score Range: 100-200	All enrolled students who have completed all nonclinical courses, 2018-19									
	Other enrolled students, 2018-19									
	All program completers, 2018-19									
	All program completers, 2017-18						1			
	All program completers, 2016-17						1			
<b>MATH PROOFS MODELS PROBLEMS PART 1 (DISC) (0063)</b>  Test Company: ETS Score Range: 100-200	All enrolled students who have completed all nonclinical courses, 2018-19									
	Other enrolled students, 2018-19									
	All program completers, 2018-19									
	All program completers, 2017-18									
	All program completers, 2016-17						1			




**Single Assessment Institution-Level Pass Rate Data: Traditional Teacher Preparation Program Within IHE**

	<b>HEOA - Title II 2018 - 2019 Academic Year</b>	
	<b>Institution Name</b>	BELLARMINE UNIVERSITY
	<b>Institution Code</b>	1056
	<b>State</b>	Kentucky

February 3, 2020

Assessment Information <sup>1</sup>	Group	Number Taking Assessment	Number Passing Assessment	Institutional Pass Rate	Institutional Average Scaled Score	Assessment Cut Score <sup>2</sup>	Statewide			
							Number Taking Assessment	Number Passing Assessment	Statewide Pass Rate	Statewide Average Scaled Score
<b>MATHEMATICS CONTENT KNOWLEDGE (DISC) (0061)</b>  Test Company: ETS Score Range: 100-200	All enrolled students who have completed all nonclinical courses, 2018-19									
	Other enrolled students, 2018-19									
	All program completers, 2018-19									
	All program completers, 2017-18									
	All program completers, 2016-17	1				125	3			
<b>MATHEMATICS CONTENT KNOWLEDGE (5161)</b>  Test Company: ETS Score Range: 100-200	All enrolled students who have completed all nonclinical courses, 2018-19						8			
	Other enrolled students, 2018-19	2				160	17	11	65%	156
	All program completers, 2018-19	1				160	37	33	89%	167
	All program completers, 2017-18	2				160	57	48	84%	163
	All program completers, 2016-17						59	44	75%	163
<b>MIDDLE SCHOOL ENG LANG ARTS (5047)</b>  Test Company: ETS Score Range: 100-200	All enrolled students who have completed all nonclinical courses, 2018-19						14	6	43%	163
	Other enrolled students, 2018-19	1				164	21	11	52%	162
	All program completers, 2018-19	1				164	73	57	78%	168
	All program completers, 2017-18						70	64	91%	169
	All program completers, 2016-17	2				164	64	57	89%	170
<b>MIDDLE SCHOOL MATHEMATICS (DISCONTINUED) (0069)</b>  Test Company: ETS Score Range: 100-200	All enrolled students who have completed all nonclinical courses, 2018-19									
	Other enrolled students, 2018-19									
	All program completers, 2018-19									
	All program completers, 2017-18									
	All program completers, 2016-17						4			


**Single Assessment Institution-Level Pass Rate Data: Traditional Teacher Preparation Program Within IHE**

	<b>HEOA - Title II 2018 - 2019 Academic Year</b>
	<b>Institution Name</b> BELLARMINE UNIVERSITY
	<b>Institution Code</b> 1056
	<b>State</b> Kentucky

February 3, 2020

Assessment Information <sup>1</sup>	Group	Number Taking Assessment	Number Passing Assessment	Institutional Pass Rate	Institutional Average Scaled Score	Assessment Cut Score <sup>2</sup>	Statewide			
							Number Taking Assessment	Number Passing Assessment	Statewide Pass Rate	Statewide Average Scaled Score
<b>MIDDLE SCHOOL MATHEMATICS (5169)</b>  Test Company: ETS Score Range: 100-200	All enrolled students who have completed all nonclinical courses, 2018-19	2				165	29	23	79%	173
	Other enrolled students, 2018-19						36	29	81%	175
	All program completers, 2018-19						88	84	95%	175
	All program completers, 2017-18	2				165	109	105	96%	175
	All program completers, 2016-17	1				165	109	104	95%	177
<b>MIDDLE SCHOOL SCIENCE (DISCONTINUED) (0439)</b>  Test Company: ETS Score Range: 100-200	All enrolled students who have completed all nonclinical courses, 2018-19									
	Other enrolled students, 2018-19						2			
	All program completers, 2018-19									
	All program completers, 2017-18						1			
	All program completers, 2016-17						1			
<b>MIDDLE SCHOOL SCIENCE (5440)</b>  Test Company: ETS Score Range: 100-200	All enrolled students who have completed all nonclinical courses, 2018-19						13	12	92%	162
	Other enrolled students, 2018-19						22	20	91%	167
	All program completers, 2018-19	1				150	55	47	85%	159
	All program completers, 2017-18						74	63	85%	158
	All program completers, 2016-17	2				150	65	64	98%	163
<b>MIDDLE SCHOOL SOCIAL STUDIES (5089)</b>  Test Company: ETS Score Range: 100-200	All enrolled students who have completed all nonclinical courses, 2018-19	1				149	17	14	82%	159
	Other enrolled students, 2018-19						23	22	96%	166
	All program completers, 2018-19	1				149	84	83	99%	166
	All program completers, 2017-18	4				149	111	104	94%	167
	All program completers, 2016-17	2				149	98	94	96%	167

**Single Assessment Institution-Level Pass Rate Data: Traditional Teacher Preparation Program Within IHE**


	<b>HEOA - Title II 2018 - 2019 Academic Year</b>
	<b>Institution Name</b>
	<b>Institution Code</b>
	<b>State</b>

BELLARMINE UNIVERSITY  
1056  
Kentucky


February 3, 2020

Assessment Information <sup>1</sup>	Group	Number Taking Assessment	Number Passing Assessment	Institutional Pass Rate	Institutional Average Scaled Score	Assessment Cut Score <sup>2</sup>	Statewide			
							Number Taking Assessment	Number Passing Assessment	Statewide Pass Rate	Statewide Average Scaled Score
<b>MUSIC CONTENT &amp; INSTRUCTION (5114)</b>  Test Company: ETS Score Range: 100-200	All enrolled students who have completed all nonclinical courses, 2018-19						20	15	75%	167
	Other enrolled students, 2018-19						12	9	75%	167
	All program completers, 2018-19						104	86	83%	167
	All program completers, 2017-18						103	92	89%	170
	All program completers, 2016-17						94	87	93%	169
<b>PHYSICAL ED CONTENT AND DESIGN (5095)</b>  Test Company: ETS Score Range: 100-200	All enrolled students who have completed all nonclinical courses, 2018-19						8			
	Other enrolled students, 2018-19						4			
	All program completers, 2018-19						36	32	89%	172
	All program completers, 2017-18						45	41	91%	173
	All program completers, 2016-17						42	38	90%	173
<b>PHYSICS CONTENT KNOWLEDGE (5265)</b>  Test Company: ETS Score Range: 100-200	All enrolled students who have completed all nonclinical courses, 2018-19									
	Other enrolled students, 2018-19						1			
	All program completers, 2018-19						4			
	All program completers, 2017-18						9			
	All program completers, 2016-17						5			
<b>PRINC LEARNING AND TEACHING 5-9 (5623)</b>  Test Company: ETS Score Range: 100-200	All enrolled students who have completed all nonclinical courses, 2018-19	1				160	38	35	92%	176
	Other enrolled students, 2018-19						50	47	94%	176
	All program completers, 2018-19	4				160	209	206	99%	175
	All program completers, 2017-18	5				160	259	258	100%	175
	All program completers, 2016-17	6				160	242	241	100%	176


**Single Assessment Institution-Level Pass Rate Data: Traditional Teacher Preparation Program Within IHE**

		<b>HEOA - Title II 2018 - 2019 Academic Year</b>								
Institution Name		BELLARMINE UNIVERSITY								
Institution Code		1056								
State		Kentucky								
							Statewide <span style="float: right; font-size: small;">February 3, 2020</span>			
Assessment Information <sup>1</sup>	Group	Number Taking Assessment	Number Passing Assessment	Institutional Pass Rate	Institutional Average Scaled Score	Assessment Cut Score <sup>2</sup>	Number Taking Assessment	Number Passing Assessment	Statewide Pass Rate	Statewide Average Scaled Score
PRINC LEARNING AND TEACHING 7-12 (5624)  Test Company: ETS Score Range: 100-200	All enrolled students who have completed all nonclinical courses, 2018-19						80	77	96%	178
	Other enrolled students, 2018-19						57	52	91%	173
	All program completers, 2018-19	11	11	100%	184	160	324	322	99%	177
	All program completers, 2017-18	19	19	100%	182	160	381	374	98%	177
	All program completers, 2016-17	6				160	395	394	100%	177
PRINC LEARNING AND TEACHING K-6 (5622)  Test Company: ETS Score Range: 100-200	All enrolled students who have completed all nonclinical courses, 2018-19	1				160	214	205	96%	176
	Other enrolled students, 2018-19						104	99	95%	175
	All program completers, 2018-19	32	32	100%	178	160	845	841	100%	177
	All program completers, 2017-18	25	25	100%	184	160	907	905	100%	177
	All program completers, 2016-17	39	39	100%	177	160	856	852	100%	177
SE CK AND MILD TO MODERATE APPL (5543)  Test Company: ETS Score Range: 100-200	All enrolled students who have completed all nonclinical courses, 2018-19	2				158	29	29	100%	174
	Other enrolled students, 2018-19						36	33	92%	172
	All program completers, 2018-19	18	18	100%	177	158	183	181	99%	174
	All program completers, 2017-18	16	16	100%	177	158	182	182	100%	174
	All program completers, 2016-17	35	35	100%	174	158	221	221	100%	174
SE CK AND SEVERE TO PROF APPL (5545)  Test Company: ETS Score Range: 100-200	All enrolled students who have completed all nonclinical courses, 2018-19						11	11	100%	178
	Other enrolled students, 2018-19						2			
	All program completers, 2018-19						39	39	100%	178
	All program completers, 2017-18						47	47	100%	177
	All program completers, 2016-17						48	48	100%	175

Single Assessment Institution-Level Pass Rate Data: *Traditional Teacher Preparation Program Within IHE*

		<b>HEOA - Title II 2018 - 2019 Academic Year</b>											
Institution Name		BELLARMINE UNIVERSITY											
Institution Code		1056											
State		Kentucky											
							February 3, 2020						
Assessment Information <sup>1</sup>		Group		Number Taking Assessment	Number Passing Assessment	Institutional Pass Rate	Institutional Average Scaled Score	Assessment Cut Score <sup>2</sup>	Statewide				
									Number Taking Assessment	Number Passing Assessment	Statewide Pass Rate	Statewide Average Scaled Score	
<b>SE CORE KNOWLEDGE &amp; APPLICATIONS (5354)</b>  Test Company: ETS Score Range: 100-200		All enrolled students who have completed all nonclinical courses, 2018-19							13	13	100%	174	
		Other enrolled students, 2018-19							2				
		All program completers, 2018-19								33	33	100%	181
		All program completers, 2017-18								36	36	100%	179
		All program completers, 2016-17								23	22	96%	176
<b>SE TEACHING STU WVVISUAL IMPAIRMENT (5282)</b>  Test Company: ETS Score Range: 100-200		All enrolled students who have completed all nonclinical courses, 2018-19											
		Other enrolled students, 2018-19											
		All program completers, 2018-19											
		All program completers, 2017-18								1			
		All program completers, 2016-17											
<b>SOCIAL STUDIES CONTENT &amp; INTERPRETATION (5086)</b>  Test Company: ETS Score Range: 100-200		All enrolled students who have completed all nonclinical courses, 2018-19							31	27	87%	164	
		Other enrolled students, 2018-19		1				153	30	24	80%	162	
		All program completers, 2018-19		2				153	64	61	95%	164	
		All program completers, 2017-18		3				153	84	84	100%	168	
		All program completers, 2016-17		1				153	110	105	95%	166	
<b>SPANISH WORLD LANGUAGE (5195)</b>  Test Company: ETS Score Range: 100-200		All enrolled students who have completed all nonclinical courses, 2018-19							3				
		Other enrolled students, 2018-19							3				
		All program completers, 2018-19							14	8	57%	168	
		All program completers, 2017-18							24	20	83%	176	
		All program completers, 2016-17							14	8	57%	166	

**Single Assessment Institution-Level Pass Rate Data: *Traditional Teacher Preparation Program Within IHE***

	<b>HEOA - Title II 2018 - 2019 Academic Year</b>
	<b>Institution Name</b>
	<b>Institution Code</b>
	<b>State</b>

BELLARMINE UNIVERSITY  
1056  
Kentucky

February 3, 2020

Assessment Information <sup>1</sup>	Group	Number Taking Assessment	Number Passing Assessment	Institutional Pass Rate	Institutional Average Scaled Score	Assessment Cut Score <sup>2</sup>	Statewide			
							Number Taking Assessment	Number Passing Assessment	Statewide Pass Rate	Statewide Average Scaled Score
<b>SPEECH LANGUAGE PATHOLOGY (5331)</b>  Test Company: ETS Score Range: 100-200	All enrolled students who have completed all nonclinical courses, 2018-19									
	Other enrolled students, 2018-19									
	All program completers, 2018-19						30	30	100%	178
	All program completers, 2017-18						31	31	100%	177
	All program completers, 2016-17						24	24	100%	174
<b>TECHNOLOGY EDUCATION (5051)</b>  Test Company: ETS Score Range: 100-200	All enrolled students who have completed all nonclinical courses, 2018-19									
	Other enrolled students, 2018-19									
	All program completers, 2018-19									
	All program completers, 2017-18									
	All program completers, 2016-17						1			
<b>THEATRE (5641)</b>  Test Company: ETS Score Range: 100-200	All enrolled students who have completed all nonclinical courses, 2018-19						1			
	Other enrolled students, 2018-19						1			
	All program completers, 2018-19						1			
	All program completers, 2017-18						2			
	All program completers, 2016-17						1			

Note: In cases where there are less than ten students taking the assessment or license/certificate, the number passing and pass rate are not reported.

<sup>1</sup>Tests with multiple delivery options (computer, paper, etc.) will be noted with the assessment code for one format only.

<sup>2</sup>Cut scores may vary for groups depending upon when the cut scores are established by the state and when each group completed their teacher certification or licensure assessment.