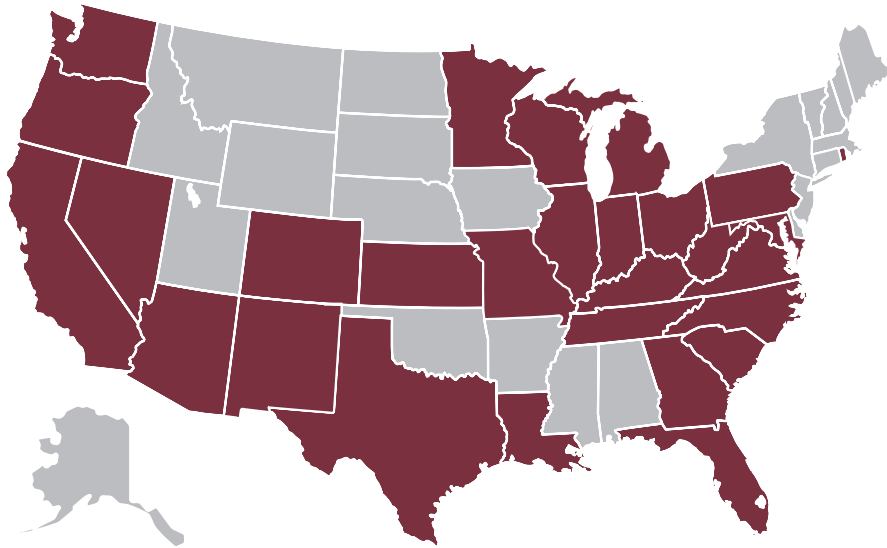


#KnightsGetHired

Class of 2020 outcomes, six months after commencement

Data collection and analysis provided by the Bellarmine Career Development Center



KNIGHT NATION, USA

Grads are working and studying in 28 US states, plus DC, and 6 international destinations. Many stay local with 78% of graduates choosing to call Louisville MSA home.

ACADEMICS AND EARNINGS

907 DEGREES AWARDED

616 Bachelor's and
291 Master's/Doctoral

**80% OF GRADUATES
EARNED A 3.0+ GPA**

**87% OF GRADUATES
PARTICIPATED IN 90+ HOURS
OF EXPERIENTIAL LEARNING**

Experiential learning includes internships, teaching, clinicals, scientific research, and other relevant work experiences

\$62K

**AVERAGE EARNINGS
Graduate Degree Grads**

27% of working grads reported earnings

\$47K

**AVERAGE EARNINGS
Bachelor's Degree Grads**

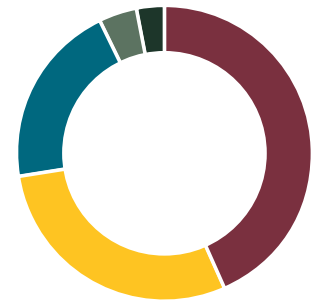
36% of working grads reported earnings

OUR TALENT PIPELINE

98%

**OF GRADUATES REPORT
WORKING OR CONTINUING
EDUCATION** within 6 months
of commencement

*89% of class of 2020 is
represented in this outcome*



EMPLOYMENT SECTORS

Healthcare 45%

Business Services 29%

**Education and
Community Impact 20%**

Other 4%

Tech/Analytics 3%

**92% of graduates are
pursuing FULL-TIME
OPPORTUNITIES IN THEIR
CAREER FIELD OF INTEREST**



WANT MORE BELLARMINE OUTCOME INFORMATION?

Check out www.bellarmine.edu/blog to learn more about our students and alumni, their achievements and the impact they are having beyond Bellarmine.

BACHELOR'S GRADUATES

33%

received a Pell-grant

24%

are the first in their family to earn a college degree

16%

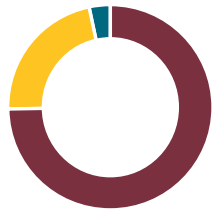
are students of color



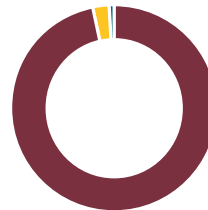
53%

SHARE ONE OR MORE OF THESE IDENTITIES

DEGREE OUTCOMES



BACHELOR'S DEGREES
75% Working, Volunteering or Military
22% Continuing Education
3% Still Looking



GRADUATE DEGREES
97% Working, Volunteering or Military
2% Continuing Education
1% Still Looking

BACHELOR'S DEGREE OUTCOMES BY SCHOOL

Working, Volunteering or Military • Continuing Education • Still Looking

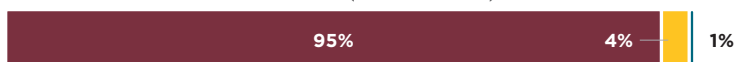
BELLARMINE COLLEGE (GRADUATES = 217)



SCHOOL OF MOVEMENT AND REHABILITATION SCIENCES (GRADUATES = 39)



SCHOOL OF NURSING AND CLINICAL SCIENCES (GRADUATES = 165)



SCHOOL OF BUSINESS (GRADUATES = 77)



SCHOOL OF EDUCATION (GRADUATES = 19)



BACHELOR'S DEGREE STUDENTS CONTINUING EDUCATION

44%

of undergraduates continuing their education **CHOOSE TO DO SO AT BELLARMINE UNIVERSITY**

GRADUATE FIELDS OF STUDY



Healthcare 39%
Business Administration 21%
Social Sciences 10%
Law 10%
Communication 7%
Other 5%
Education 4%
STEM 3%